

CROWN

RT 4000 SERIES



A Perfect Fit

The Crown RT Series is the perfect fit because it serves both the operator and the operation. It's a compact yet durable machine that can perform the tough tasks without sacrificing essential comfort and control for the operator. Plus, the RT Series is equipped with a four-point truck suspension to maintain balance and achieve optimal maneuverability.

**The Crown RT 4000 Series.
The Performance Difference.**



Performance Makes the Difference

The Crown RT Series is an agile, ergonomic and high-performing pallet truck that operators can count on day after day. The five points of contact the operator has with the truck, combined with the truck's four-point suspension in contact with the floor, create tremendous stability. Through the combination of maneuverability, operator comfort and control, strong acceleration and proven durability, users will quickly see the performance difference.



Maneuverability

The RT Series is built to fit in narrow, congested spaces, saving space between aisles and allowing operators to move with ease throughout their entire facility.

Comfort & Control

Intuitive controls and design help operators work more safely, comfortably and efficiently during their shifts.

Stability

Crown designed the RT Series to maintain stability while maneuvering through narrow aisles and lifting heavy loads.

Durability

The RT Series may be compact, but it still delivers the strength that operators need to complete various tasks.

Visit crown.com
See the RT 4000 Series



Dock-to-Aisle Maneuverability

Moving material from a congested dock to the warehouse aisle doesn't have to be a show stopper. It's certainly not with the RT Series.

In fact, Crown developed a truck that's all about maneuverability. Whether working on tight docks or in narrow aisles, the truck's intuitive controls, responsive steering, powerful acceleration and short head length all work together to optimize maneuverability.



Shift-Long Comfort & Control

Helping operators perform their tasks quickly and safely differentiates Crown from other brands. In the case of the RT Series, comfort and control features drive increased performance, greater operator satisfaction and more throughput every single day.



Intuitive Controls

The proven left-hand steer tiller design, featured on many other Crown trucks, along with easy-to-use traction and lift/lower controls that match the intended truck direction, deliver smooth, responsive operation. Within comfortable reach, they are also designed to minimize shoulder and arm fatigue.


Wraparound, Soft Foam

Lean Pad provides operators with a comfortable surface, especially during long transport or strenuous applications throughout the duration of a shift. Rounded corners and an unobstructed step support ease of entry and exit.



Suspended Floorboard

The floorboard maximizes operator comfort while reducing shock from dock plates and rough floors.



Brake Release Pedal ensures immediate braking when the operator removes a foot from the pedal.



Patented Entry Bar Safety Switch deactivates travel if the operator places a foot on it, outside of the truck perimeter.

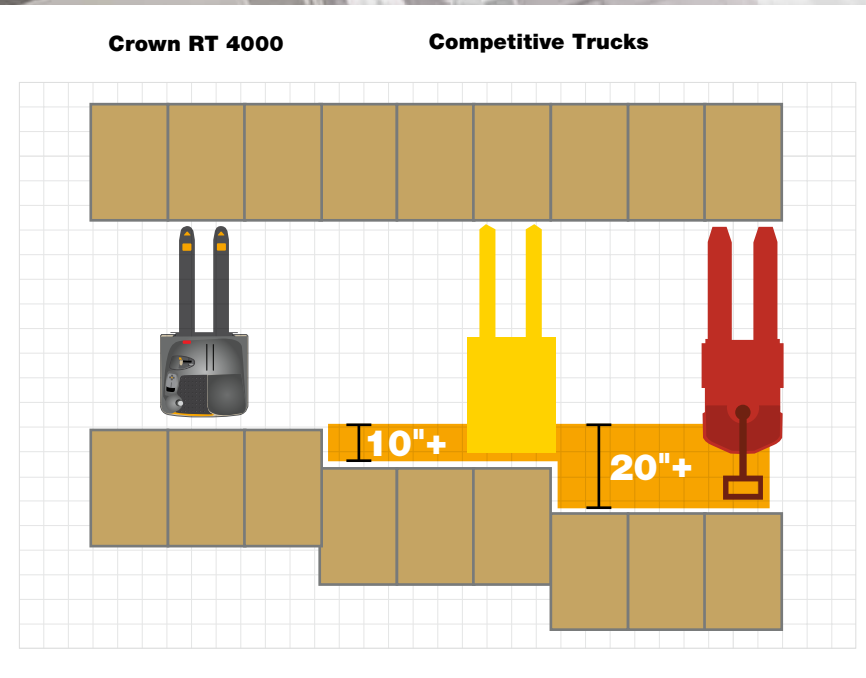
EVERY INCH MATTERS

Precise Performance

Not only does the Crown's compact power unit on the RT Series create a smaller footprint, it enables the truck to maneuver through narrow aisles and congested spaces with ease.

Compact Power Unit

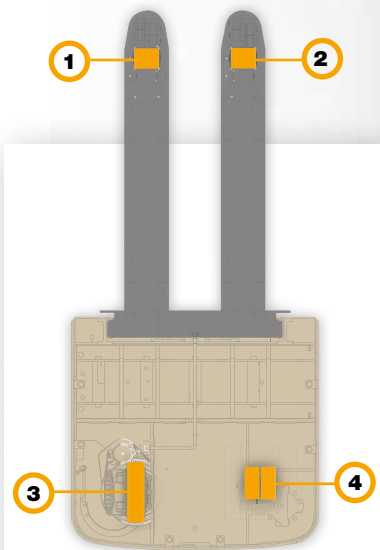
The Crown RT Series' compact power unit results in a shorter head length, providing the opportunity to reduce aisle width and position inventory closer together. The truck allows operators to take advantage of more usable floor space in their facility, without sacrificing comfort and space within the operator compartment as they work.



Strength in Stability

Crown trucks are built to last. One of the components that helps us deliver on this promise is the generous use of steel. Unlike competitor models that use plastic to reduce costs, Crown invests in steel where it matters most.

Crown also achieves greater stability in the RT Series with the four-point suspension that ensures the truck is balanced to complete the task at hand, whether it's traveling, maneuvering or lifting.



Four-point Truck Suspension includes four points of contact with the floor. Two load wheels, a drive tire and a castor help maximize stability.

No exposed plastic parts in impact areas means less truck damage in typically fast-paced, congested and demanding applications.

Reinforced, one piece, high-tensile steel forks feature an adjustable pull-rod linkage, eliminating buckling forks while providing more protection over uneven surfaces.

Heavy gauge steel wrap-around sidewalls surround the truck and its valuable components, providing protection like no other pallet truck.

Reinforced steel skirt contributes to maximum floor-level protection.



Long-Lasting Durability

Durability may begin with the use of steel, but it certainly doesn't end there. As a vertically integrated company, Crown designs and manufactures more than 85 percent of its truck components. This enables Crown to set and achieve the exceptional standards of quality and allows customers to leverage long-lasting value and readily available replacement parts. You can be sure when you buy a Crown truck that you have invested in long-term satisfaction and performance.



Crown-made AC motors

Built on a solid track record of engineering, design and manufacturing, the powerful drive motor is specifically made by Crown to run longer, cooler and more efficiently in demanding applications.



Innovative e-GEN® Braking from Crown enhances truck performance while eliminating traditional friction brakes.

- Braking occurs in the motor, returning energy to the battery
- Reduced maintenance (fewer parts and wear points)
- Automatic parking brake engagement



More Uptime for Your Investment

Crown's integrated approach combines truck feedback and diagnostics, Crown-made parts and dedicated service teams to give you more uptime and the lowest total cost of ownership.



Access123®

Access 1 2 3® technology enables advanced diagnostics through an intuitive display. This diagnostics system, used across all Crown trucks, increases technician proficiency, resulting in significant savings in service time and costs.



InfoLink®

InfoLink® is a wireless operator and fleet management solution that puts the power of accurate, up-to-date, business metrics right at your fingertips.



RT infopoint®

Crown's InfoPoint® Quick Reference Guide and on-truck component maps provide technicians with vital information to quickly, accurately and easily resolve issues without wiring diagrams or schematics.



INTEGRITY Service SYSTEM®

Crown's Integrity Parts and Service System™ solutions ensure long-term truck performance by matching trained technicians with Crown-made parts for long-lasting performance. That's a major difference with Crown.

The RT 4000 Series: The Performance Difference.
Contact your local Crown dealer for a demonstration.

Visit crown.com
See the RT 4000 Series



Crown Equipment Corporation

New Bremen, Ohio 45869 USA

Tel 419-629-2311

Fax 419-629-3796

crown.com

You can count on Crown to build lift trucks designed for safe operation, but that's only part of the safety equation. Crown encourages safe operating practices through ongoing operator training, safety-focused supervision, maintenance and a safe working environment. Go to crown.com and view our safety section to learn more.

Because Crown is continually improving its products, specifications are subject to change without notice.

Crown, the Crown logo, the color beige, the Momentum Mark, Access 1 2 3, e-GEN Braking, InfoLink, Integrity Parts and Service System, Work Assist and the ecologic logo are trademarks of Crown Equipment Corporation.

Copyright 2016 Crown Equipment Corporation
SF19625 11-16
Printed in U.S.A.



Clean Environment. Smart Business.

Printed on elemental chlorine free and sustainably forested paper.